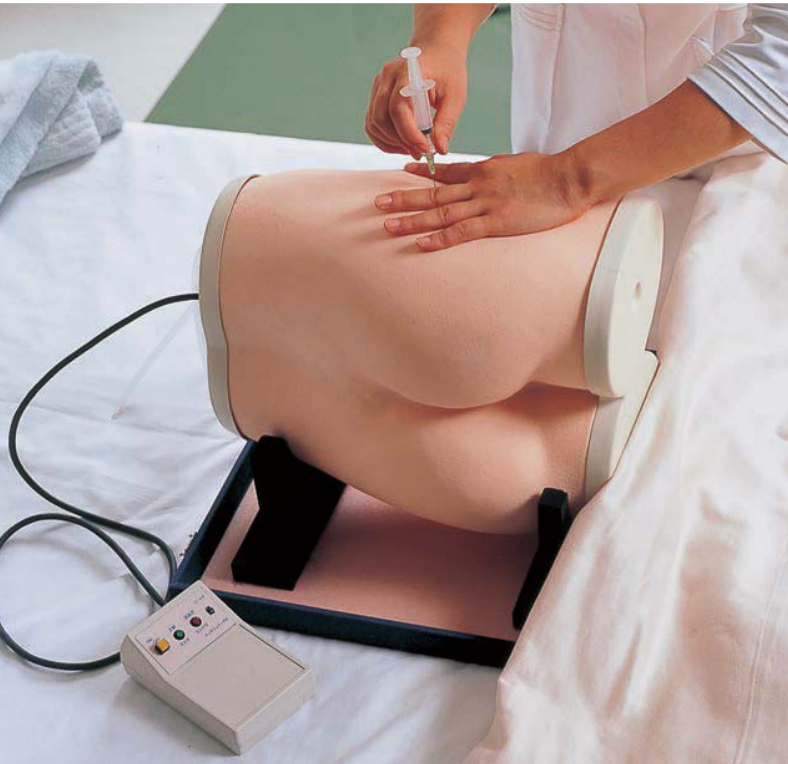



Gluteus Maximus Injection Simulator




This simulator is designed to practice in the three ways of injection into the buttocks. It is made of a special resin that allows this model to be repeatedly injected without leaving a trace. It comes equipped with an indicator that shows the accuracy of syringe positioning and depth.



Features:

1. The model is made from three individual layers, which are skin, muscular and skeleton. Therefore it allows identifying the injection spot as well as practicing with a patient.
2. The model is designed for three methods: Quarter-Trichotomy, Hohashtayter Method and Clark Method.
3. Attached indicator shows the accuracy of injection. If the injection spot is correct, the syringe can inject liquid.
4. It allows palpating the landmarks such as Greater trochanter, Superior anterior iliac spine, Posterior superior iliac spine and Sacrum.
5. The skin and the muscular are replacement parts.



11213-020



11213-030

Gluteus Maximus Injection Simulator **M74**

Set includes:

- 1 Main Body
- 1 Stand for Hohashtayter Method
- 1 Controller
- 1 Power AC Adapter
- 1 Set of Sensor Pads

Replacement Parts:

- 11213-010 Skin
- 11213-020 Sensor for Quarter-Trichotomy
- 11213-030 Sensor for Hohashtayter Method
- 11213-040 Sensor for Clark Method
- 11213-050 Controller



11213-040

Specifications are subject to change.